

How to register as an International Individual Supplier using the Supplier Self-Service Portal:

This guide is intended for external suppliers wishing to do business with the University of South Carolina. The job aid outlines the necessary steps for a supplier to register in the University of South Carolina's Supplier Self-Service Portal.



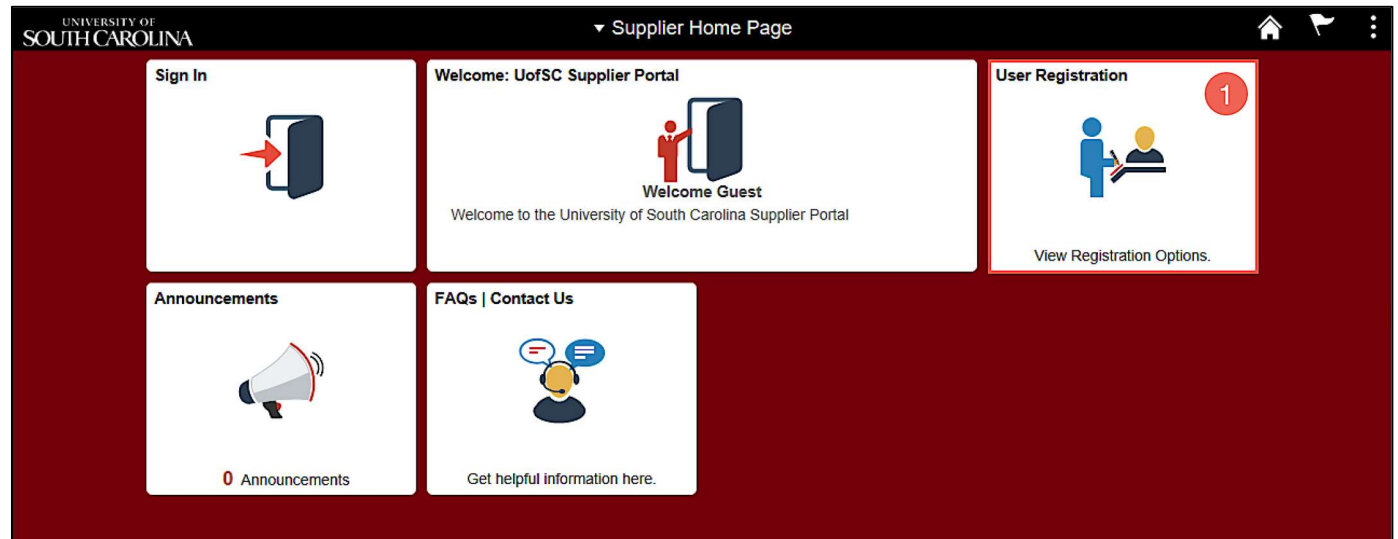
Be sure to use the **Question Mark** icons available throughout the registration process for help along the way.

Processing Steps

Receive an email invite to register from a UofSC Supplier Liaison.

Step 1: On the Supplier Home Page, click the **User Registration** tile to register as a new supplier.

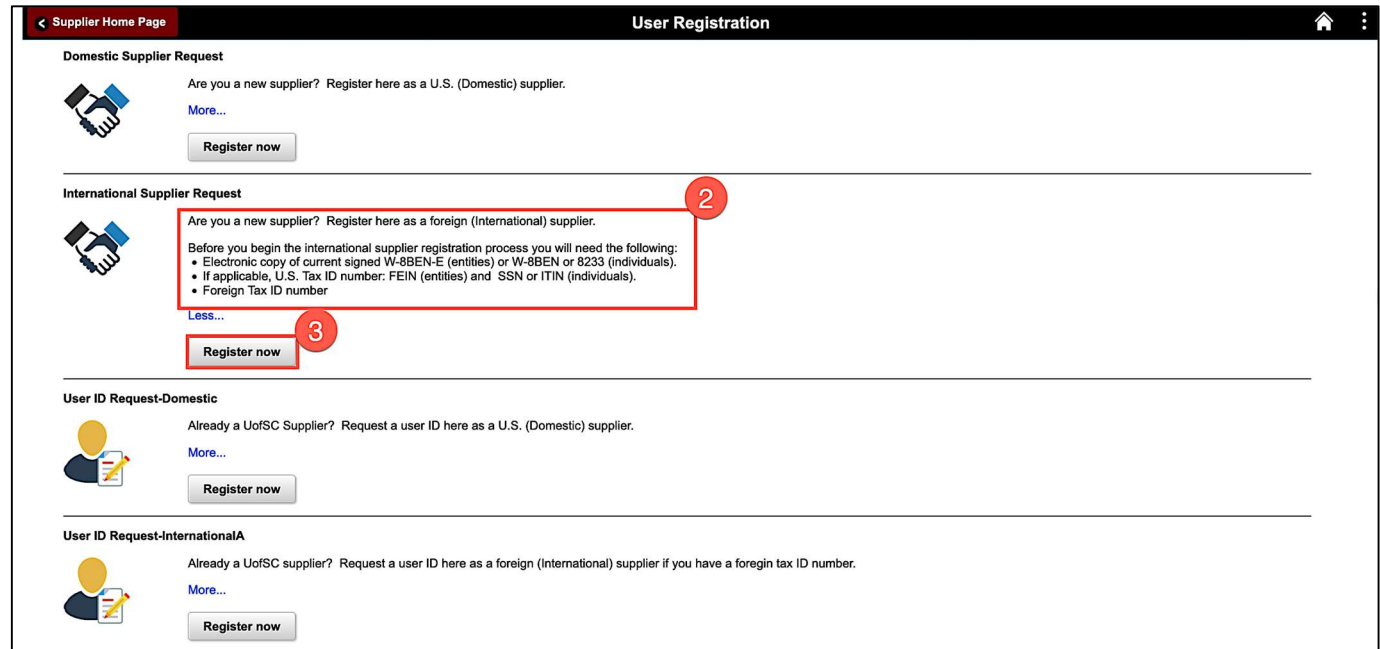
Screen Shots



University of South Carolina
Controller's Office – Supplier Self-Service Portal
Registration for an International Individual Supplier

Step 2: Click the **More** link to view more details regarding the information that will be needed to complete the registration.

Step 3: To begin the International Supplier Request, click **Register Now**.



Supplier Home Page **User Registration**


Domestic Supplier Request
Are you a new supplier? Register here as a U.S. (Domestic) supplier.
[More...](#)
Register now

International Supplier Request
Are you a new supplier? Register here as a foreign (International) supplier.
Before you begin the international supplier registration process you will need the following:
• Electronic copy of current signed W-8BEN-E (entities) or W-8BEN or 8233 (individuals).
• If applicable, U.S. Tax ID number: FEIN (entities) and SSN or ITIN (individuals).
• Foreign Tax ID number
[Less...](#)
Register now

User ID Request-Domestic
Already a UofSC Supplier? Request a user ID here as a U.S. (Domestic) supplier.
[More...](#)
Register now

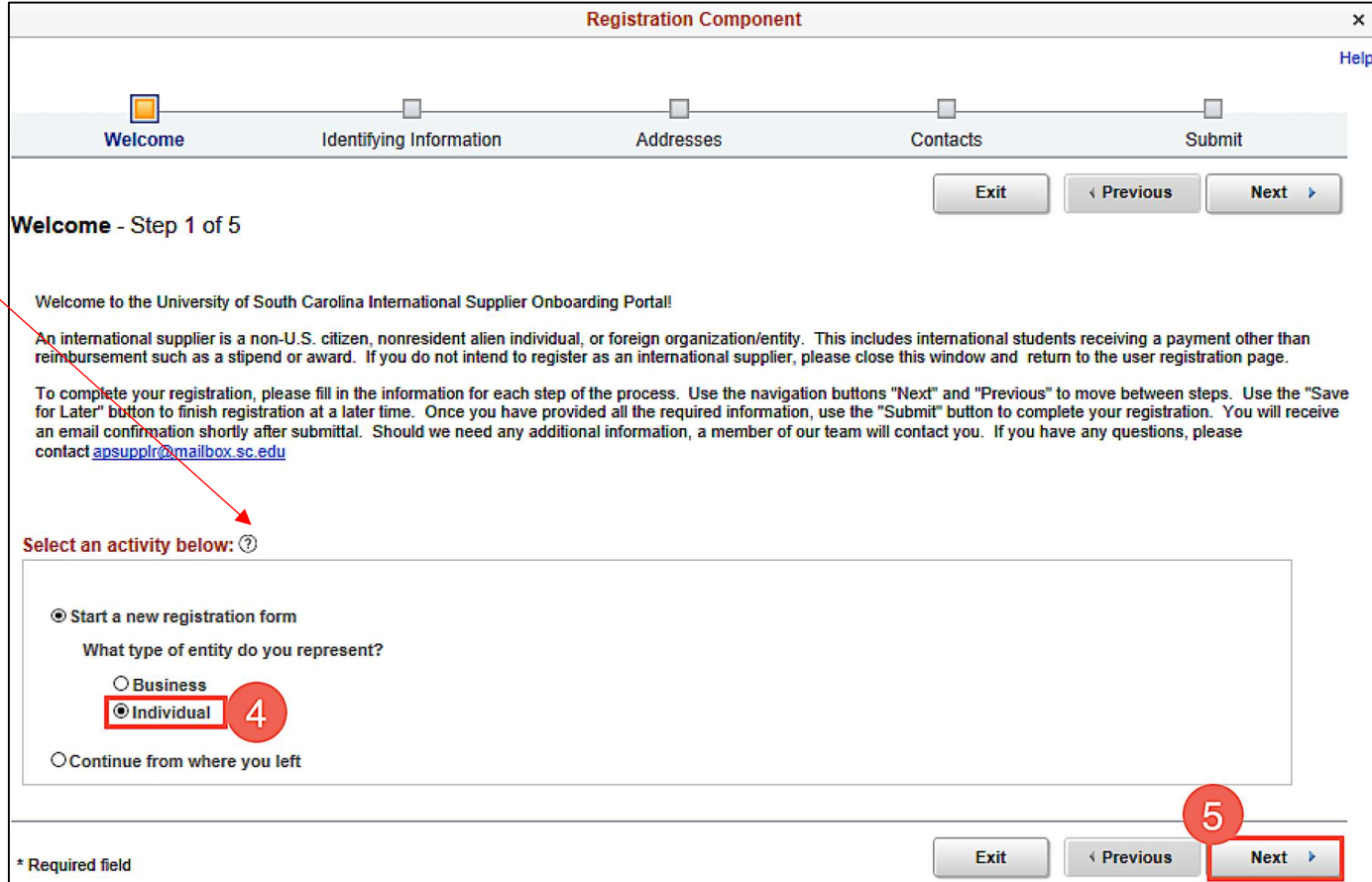
User ID Request-InternationalA
Already a UofSC supplier? Request a user ID here as a foreign (International) supplier if you have a foreign tax ID number.
[More...](#)
Register now

University of South Carolina
Controller's Office – Supplier Self-Service Portal
Registration for an International Individual Supplier

Begin the registration process by reading the Welcome and clicking  for additional help text.

Step 4: Click to select **Individual** as the type of entity .

Step 5: Click the **Next** button to move on to Identifying Information.



Registration Component × Help

Welcome Identifying Information Addresses Contacts Submit


Exit < Previous Next >

Welcome - Step 1 of 5

Welcome to the University of South Carolina International Supplier Onboarding Portal!

An international supplier is a non-U.S. citizen, nonresident alien individual, or foreign organization/entity. This includes international students receiving a payment other than reimbursement such as a stipend or award. If you do not intend to register as an international supplier, please close this window and return to the user registration page.

To complete your registration, please fill in the information for each step of the process. Use the navigation buttons "Next" and "Previous" to move between steps. Use the "Save for Later" button to finish registration at a later time. Once you have provided all the required information, use the "Submit" button to complete your registration. You will receive an email confirmation shortly after submittal. Should we need any additional information, a member of our team will contact you. If you have any questions, please contact apsupplr@mailbox.sc.edu

Select an activity below: 

Start a new registration form

What type of entity do you represent?

Business


Individual **4**

Continue from where you left

* Required field

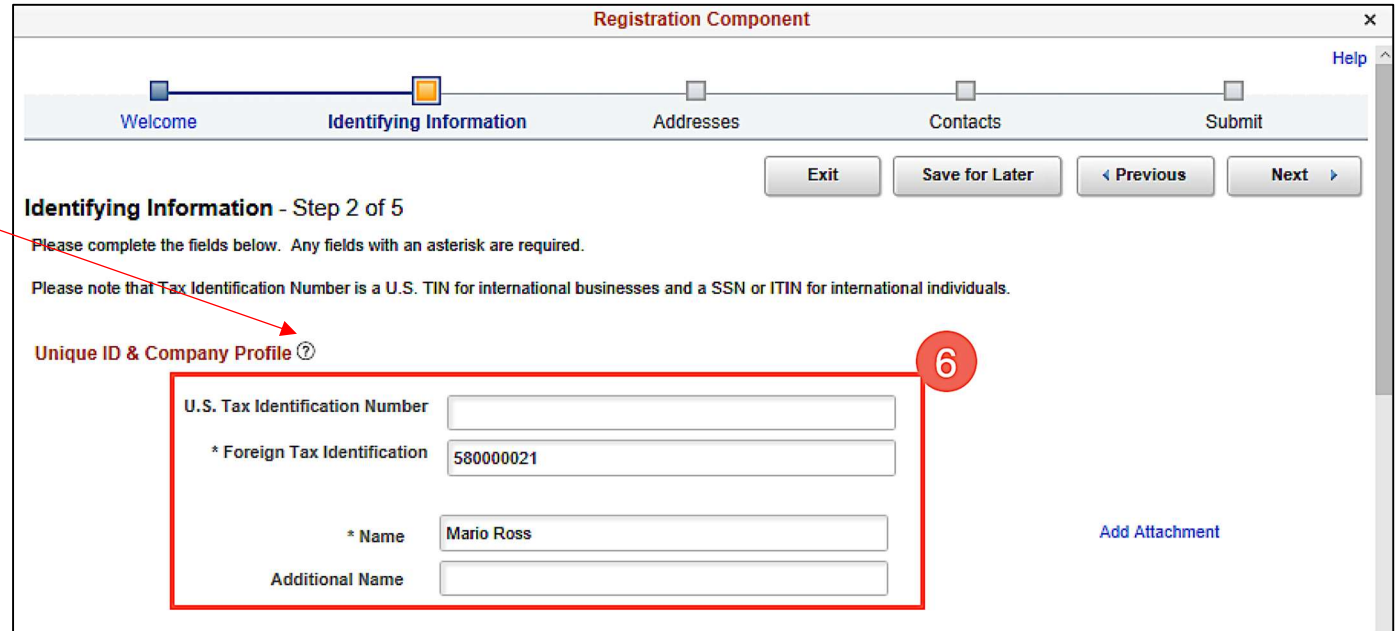
Exit < Previous **Next** > **5**

University of South Carolina
Controller's Office – Supplier Self-Service Portal
Registration for an International Individual Supplier

For information regarding U.S. and Foreign Tax Identification Numbers, click the  for help text.

Step 6: Add the Supplier's Unique ID and Company Profile. All fields with * are required fields.

NOTE: Name Continued should be a continuation of your individual or business name. There is a 40 character limit in both the Name and Additional Name field.




The screenshot shows a web browser window titled "Registration Component". At the top, there is a progress bar with five steps: "Welcome", "Identifying Information", "Addresses", "Contacts", and "Submit". The "Identifying Information" step is currently active. Below the progress bar, there are navigation buttons: "Exit", "Save for Later", "< Previous", and "Next >". The main content area is titled "Identifying Information - Step 2 of 5". It contains the following text: "Please complete the fields below. Any fields with an asterisk are required." and "Please note that Tax Identification Number is a U.S. TIN for international businesses and a SSN or ITIN for international individuals." Below this is a section titled "Unique ID & Company Profile" with a help icon. This section contains four input fields: "U.S. Tax Identification Number" (empty), "* Foreign Tax Identification" (containing "580000021"), "* Name" (containing "Mario Ross"), and "Additional Name" (empty). A red box highlights these four fields, and a red circle with the number "6" is placed to the right of the box. To the right of the input fields, there is a blue link labeled "Add Attachment".


**University of South Carolina
Controller's Office – Supplier Self-Service Portal
Registration for an International Individual Supplier**

Step 7: Complete the Profile Questions. Please read carefully to provide accurate information.

Question 1: Enter the email for your UofSC department contact. This email is very important because it will route the registration to the contact for approval where they will identify you as someone they want to do business with.

Question 8: Attach form 8233 if you are receiving compensation for personal services performed in the United States, otherwise attach form W-8BEN.

Use the  Display Comment Text icon to open the question window for easy reading.

Use the  to select from a list of options.

Step 8: Click the **Next** button to move on and add addresses for the supplier.

Profile Questions 7

* 1) Please enter the email address of your University of South Carolina Department contact who can verify your

* 2) What offering will you be providing to the University? Please select all that apply.

* 3) If offering a service, will the service be performed on U.S. soil? If not offering a service, select N/A.

* 4) Will you be receiving rental or royalty payments?

* 4) Do you reside in the state of South Carolina? If yes, skip ahead to question 7. If no, move to question 5.

5) Are you registered with the South Carolina Secretary of State or South Carolina Department of Revenue?

6) If you do not reside in the state of South Carolina and are registered with the South Carolina Secretary of State or South [Add Attachment](#)

* 7) Is payment in U.S. dollars an acceptable currency?

* 8) If offering a service that will be performed on U.S. soil, please attach form 8233 as opposed to the form W-8BEN. [View/Modify Attachment \(1\)](#)

* 1) Please enter the email address of your University of South Carolina Department contact who can verify your

* 2) What offering will you be providing to the University? Please select all that apply.

8

**University of South Carolina
Controller's Office – Supplier Self-Service Portal
Registration for an International Individual Supplier**

Step 9: Add the suppliers Primary Address.

All fields with an * are required.

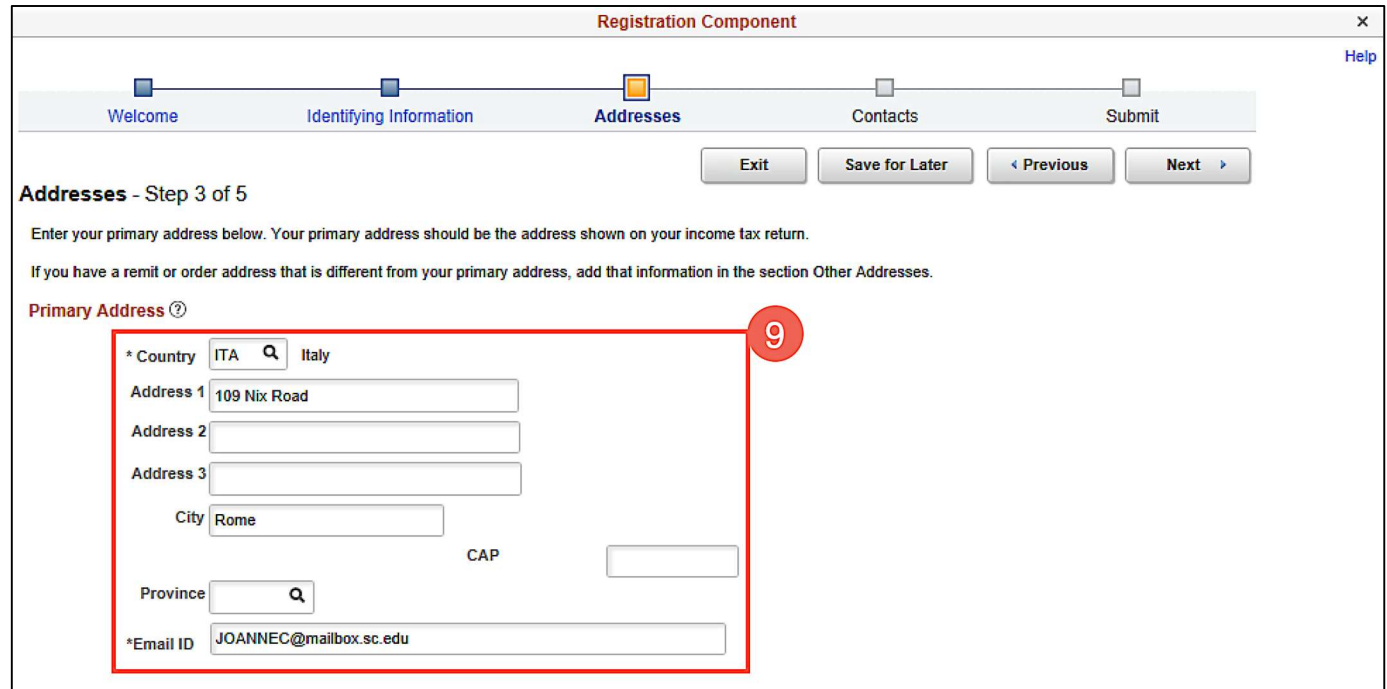
Step 10: Add a Remit and/or Order address if different from the Primary address entered above.

Note: An email address will be required for each address.

Remit Address: Checks will be sent to this address.

Order Address: Purchase Orders will be issued to this address.

Step 11: Click the **Next** button to move on and add Contact information.



Registration Component

Welcome Identifying Information **Addresses** Contacts Submit

Exit Save for Later Previous Next

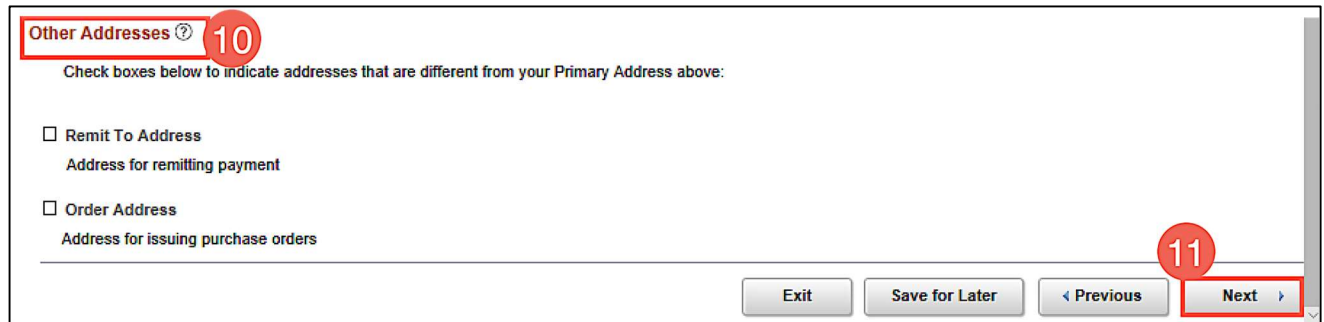
Addresses - Step 3 of 5

Enter your primary address below. Your primary address should be the address shown on your income tax return.

If you have a remit or order address that is different from your primary address, add that information in the section Other Addresses.

Primary Address

* Country: ITA Italy
 Address 1: 109 Nix Road
 Address 2:
 Address 3:
 City: Rome
 CAP:
 Province:
 *Email ID: JOANNEC@mailbox.sc.edu



Other Addresses

Check boxes below to indicate addresses that are different from your Primary Address above:

Remit To Address
Address for remitting payment

Order Address
Address for issuing purchase orders

Exit Save for Later Previous **Next**

**University of South Carolina
Controller's Office – Supplier Self-Service Portal
Registration for an International Individual Supplier**

Step 12: Click the **Add Contact** button to create a new user.

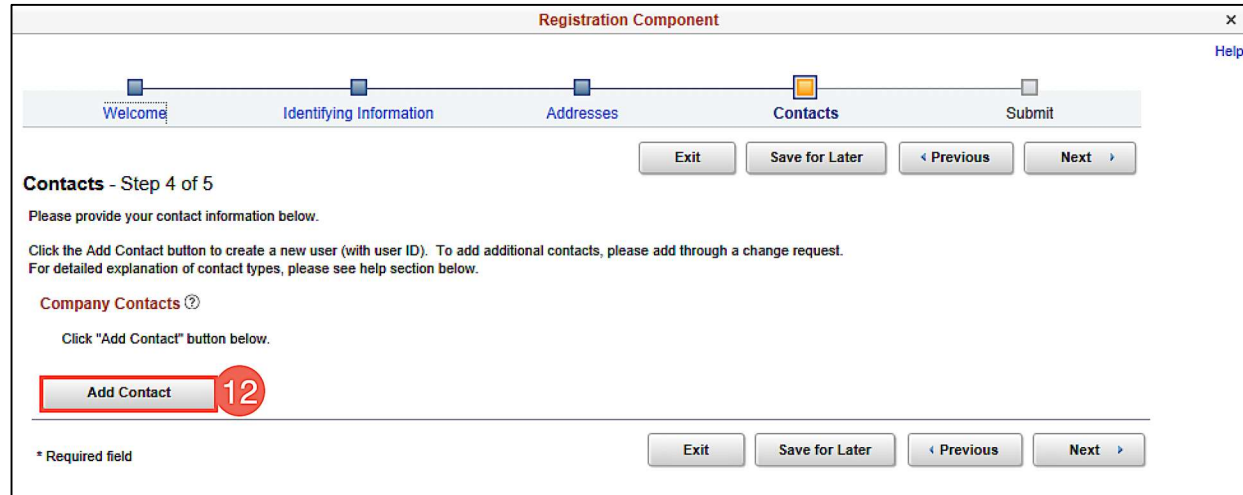
Only one contact is allowed. Additional contacts can be added by creating a change request.

Step 13: Add contact information.

Password must include at least one upper case letter, lower case letter, number, and special character. It is **very** important to make note of your password as it will not be emailed to you for security reasons.

All fields with an * are required.

Step 14: Click the **OK** button when all required fields are complete.



Registration Component

Welcome Identifying Information Addresses **Contacts** Submit

Exit Save for Later < Previous Next >

Contacts - Step 4 of 5

Please provide your contact information below.

Click the Add Contact button to create a new user (with user ID). To add additional contacts, please add through a change request. For detailed explanation of contact types, please see help section below.

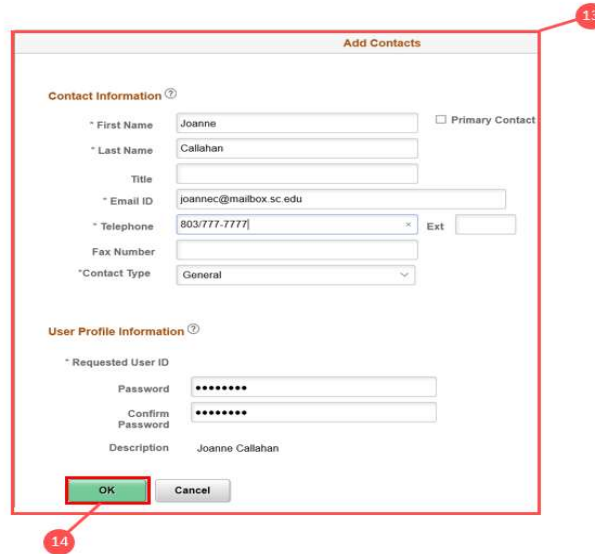
Company Contacts ⓘ

Click "Add Contact" button below.

Add Contact **12**

* Required field

Exit Save for Later < Previous Next >



Add Contacts **13**

Contact Information ⓘ

* First Name Joanne Primary Contact

* Last Name Callahan

Title

* Email ID joannec@mailbox.sc.edu

* Telephone 803/777-7777 Ext

Fax Number

* Contact Type General

User Profile Information ⓘ

* Requested User ID

Password *****

Confirm Password *****

Description Joanne Callahan

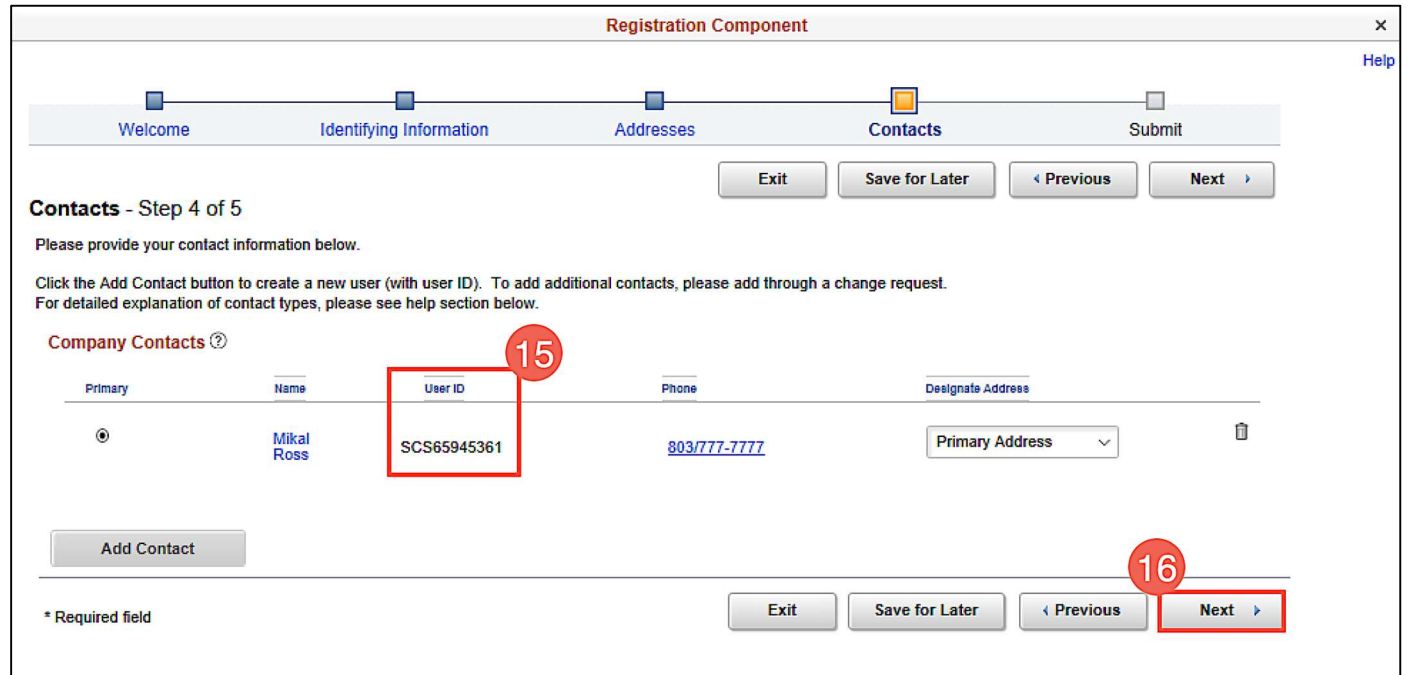
OK **14** Cancel

**University of South Carolina
Controller's Office – Supplier Self-Service Portal
Registration for an International Individual Supplier**

Step 15: Once a contact is entered, a User ID is created. This user ID will be emailed to you upon approval of your registration.

This User ID will be needed to sign in to the supplier portal when a change request is required.

Step 16: Click the **Next** button to move on and complete the registration.



Registration Component

Welcome Identifying Information Addresses **Contacts** Submit

Exit Save for Later < Previous Next >

Contacts - Step 4 of 5

Please provide your contact information below.

Click the Add Contact button to create a new user (with user ID). To add additional contacts, please add through a change request. For detailed explanation of contact types, please see help section below.

Company Contacts ?

Primary	Name	User ID	Phone	Designate Address
<input checked="" type="radio"/>	Mikal Ross	SCS65945361	803/777-7777	Primary Address

Add Contact

* Required field

Exit Save for Later < Previous **Next >**

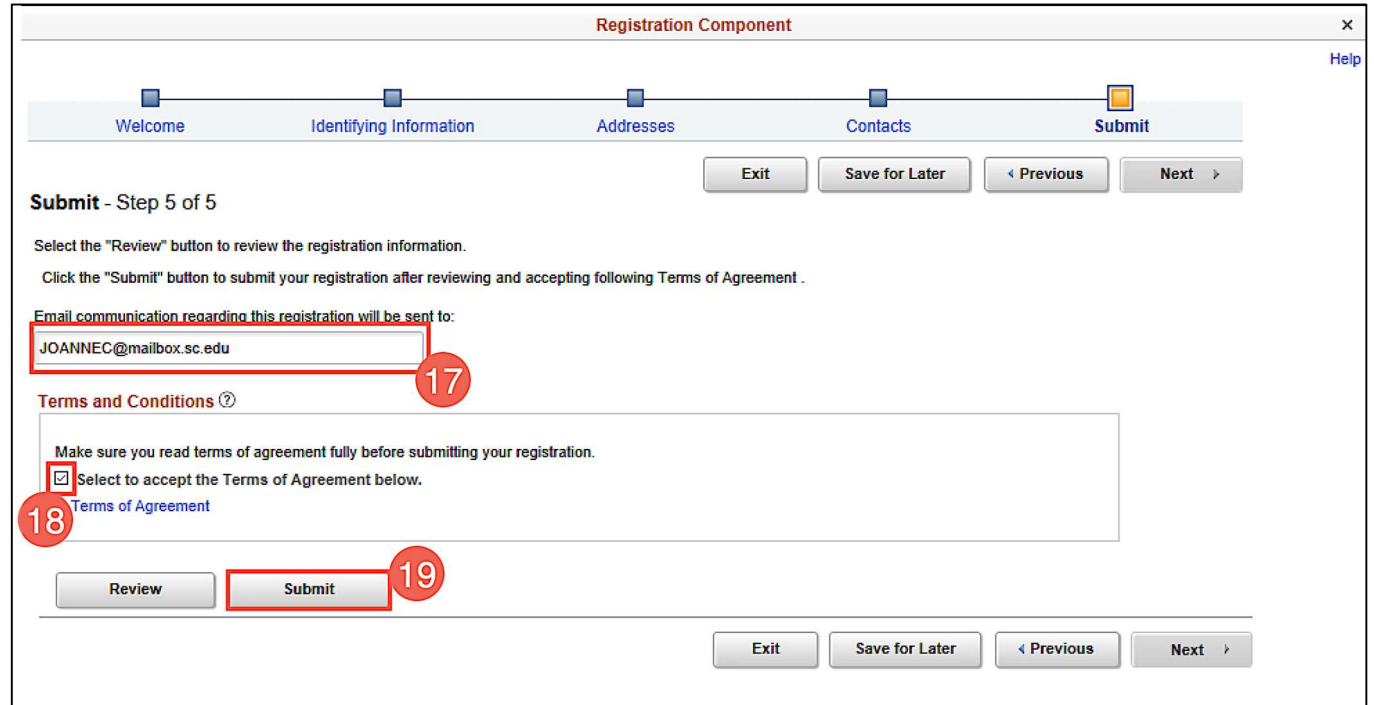
University of South Carolina
Controller's Office – Supplier Self-Service Portal
Registration for an International Individual Supplier

Step 17: Check to make sure the registration communications are going to the appropriate contact.

Step 18: Select the box to **accept** the **Terms and Conditions**.

Step 19: Click the **Submit** button.

Note: You can click the **Review** button to review the registration information. Click the **pencil icons** within the review page to make any necessary edits.



Registration Component

Welcome Identifying Information Addresses Contacts **Submit**

Exit Save for Later < Previous Next >

Submit - Step 5 of 5

Select the "Review" button to review the registration information.
Click the "Submit" button to submit your registration after reviewing and accepting following Terms of Agreement .

Email communication regarding this registration will be sent to:
JOANNEC@mailbox.sc.edu **17**

Terms and Conditions ?

Make sure you read terms of agreement fully before submitting your registration.
 Select to accept the Terms of Agreement below. **18**
[Terms of Agreement](#)

Review **Submit** **19**

Exit Save for Later < Previous Next >

University of South Carolina
Controller's Office – Supplier Self-Service Portal
Registration for an International Individual Supplier

The supplier registration request has been submitted.

All Supplier Registrations will be approved by the department contact listed on the registration and then a final approval is made at the Supplier Team level.

You will receive an email with your Supplier ID. To make changes to the information included in the registration, please sign in to the Supplier Self-Service Portal using the User ID that was emailed to you and the password that you created during registration.

Thank you for registering with UofSC and we look forward to doing business with you!

